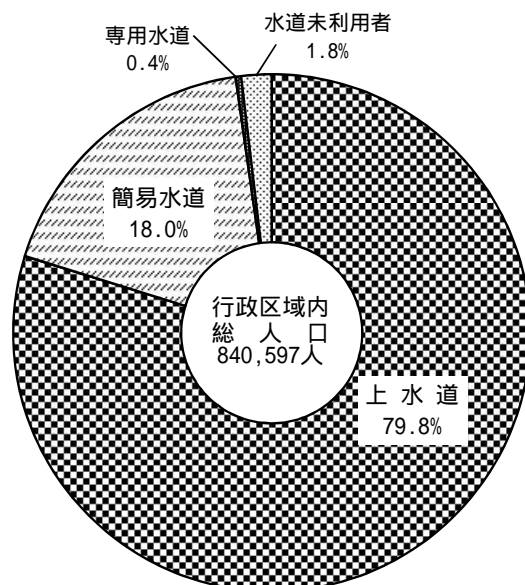


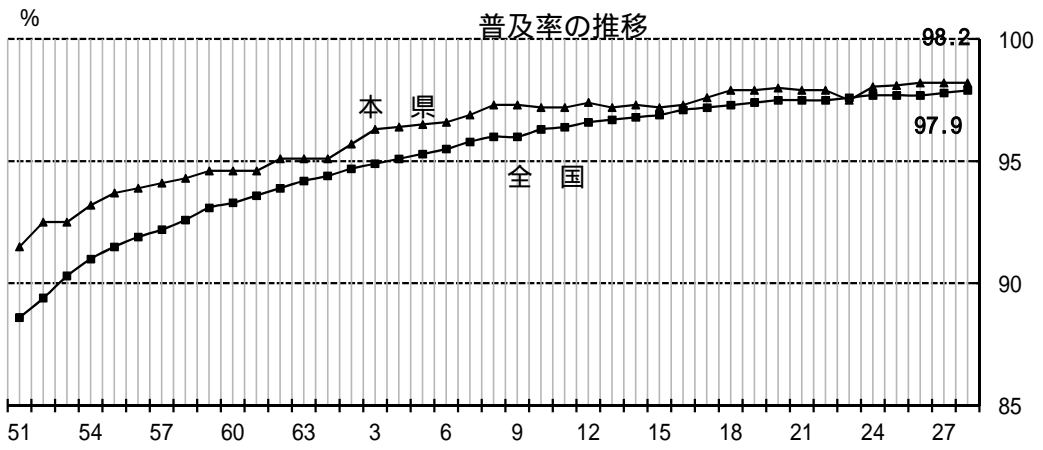
水道の種類別給水人口の内訳



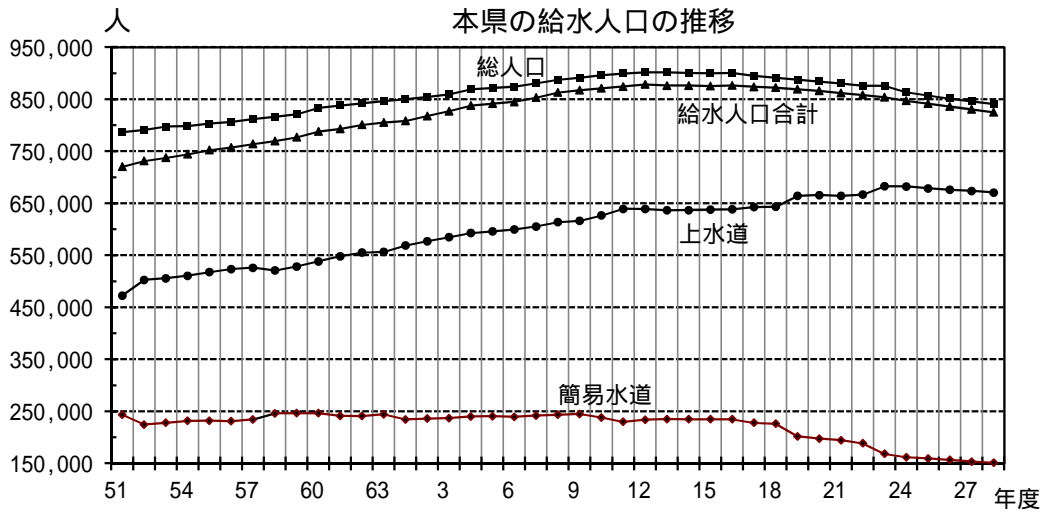
水道普及状況の推移

(単位：人,%)

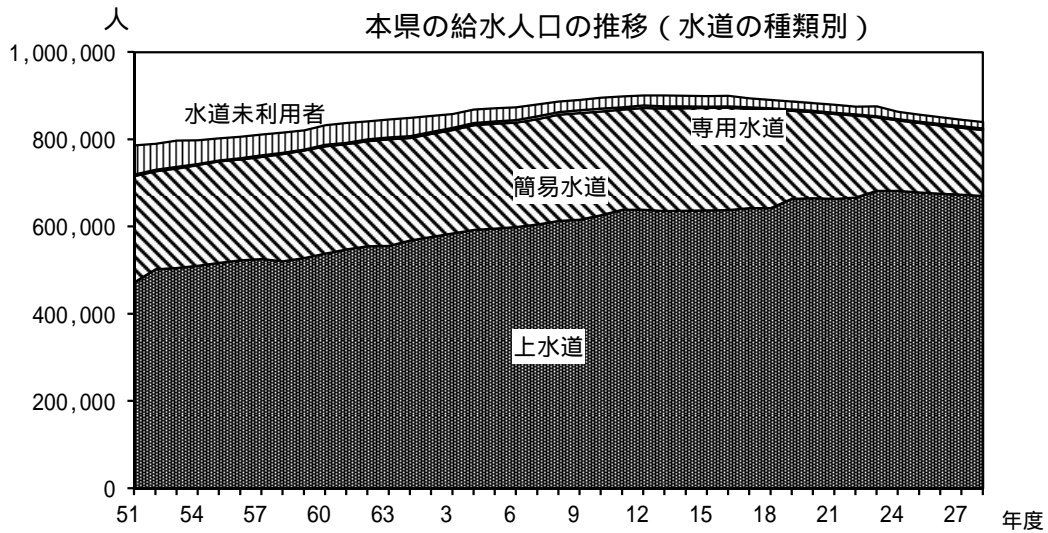
年度	行政区域内 総人口	給水人口				普及率	
		上水道	簡易水道	専用水道	計	本県	全国
51	786,769	472,500	243,523	4,080	720,103	91.5	88.6
52	790,630	502,617	224,610	3,890	731,117	92.5	89.4
53	797,448	505,673	227,973	3,691	737,337	92.5	90.3
54	798,315	510,595	231,715	2,044	744,354	93.2	91.0
55	802,907	517,634	232,076	2,319	752,029	93.7	91.5
56	806,453	523,520	231,036	2,729	757,285	93.9	91.9
57	811,595	526,043	234,490	3,440	763,973	94.1	92.2
58	815,927	520,954	246,227	2,349	769,530	94.3	92.6
59	821,103	528,465	246,570	1,926	776,961	94.6	93.1
60	833,272	538,338	246,418	3,231	787,987	94.6	93.3
61	837,832	548,222	241,228	3,217	792,667	94.6	93.6
62	841,941	555,208	240,934	4,698	800,840	95.1	93.9
63	845,961	556,631	244,389	3,896	804,916	95.1	94.2
1	849,951	569,005	234,411	4,680	808,096	95.1	94.4
2	854,489	577,123	235,843	4,774	817,740	95.7	94.7
3	859,034	584,707	236,931	5,213	826,851	96.3	94.9
4	869,198	592,695	239,945	5,199	837,839	96.4	95.1
5	871,546	595,870	240,644	4,948	841,462	96.5	95.3
6	874,097	599,575	239,373	5,786	844,734	96.6	95.5
7	880,632	605,380	241,908	5,904	853,192	96.9	95.8
8	887,383	613,604	243,347	6,116	863,067	97.3	96.0
9	891,136	616,125	244,907	6,379	867,411	97.3	96.0
10	896,246	626,763	238,042	6,066	870,871	97.2	96.3
11	899,164	639,203	229,837	5,319	874,359	97.2	96.4
12	901,536	639,107	233,839	5,310	878,256	97.4	96.6
13	901,329	636,411	234,991	4,715	876,117	97.2	96.7
14	900,423	636,820	234,767	4,612	876,199	97.3	96.8
15	899,974	637,558	234,764	2,897	875,219	97.2	96.9
16	900,294	638,465	234,857	2,995	876,317	97.3	97.1
17	894,775	642,659	227,941	3,147	873,747	97.6	97.2
18	891,248	643,136	226,079	2,959	872,174	97.9	97.3
19	887,537	664,287	201,941	2,681	868,909	97.9	97.4
20	883,726	665,668	197,524	2,717	865,909	98.0	97.5
21	880,242	664,353	194,595	2,805	861,753	97.9	97.5
22	875,893	666,764	188,544	2,560	857,868	97.9	97.5
23	875,967	682,740	168,266	2,741	853,747	97.5	97.6
24	863,661	682,334	161,728	2,752	846,814	98.0	97.7
25	857,066	678,751	159,479	3,038	841,268	98.1	97.7
26	851,158	675,902	156,690	3,332	835,924	98.2	97.7
27	845,488	673,753	153,303	3,493	830,239	98.2	97.8
28	840,597	670,723	151,072	3,750	824,769	98.2	97.9



年度



年度



年度